



## Millecento Brickell

1100 S Miami Ave  
Miami, FL 33130

Every month we compile this comprehensive market report focus on Millecento Brickell in this convenient and easy to read format. Our datas comes from more than six different sources including MLS Associations, County Offices and Financial Institutions. Get this report for free every month on our website [millecentobrickellcondosforsale.com](https://millecentobrickellcondosforsale.com).

## Property Stats

POSTAL CODE 33130

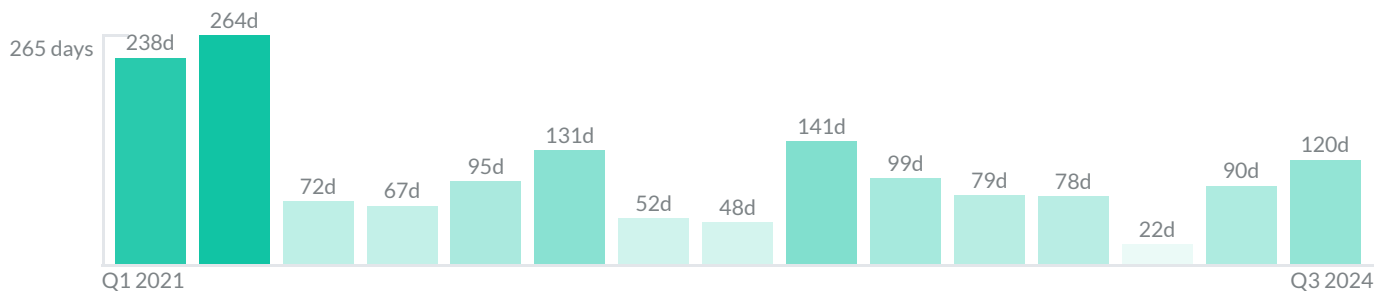
The property stats graph represents the median price evolution since ten years in your postal code area.



## Similar Properties

DAYS ON THE MARKET

Everyday 3 months we monitor how many days it takes for similar properties to be sold. This is also a good indicator to know when to buy or sale!

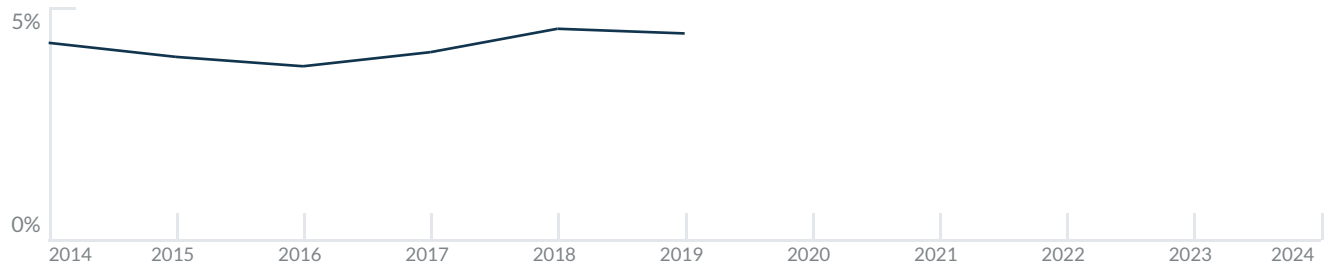


# Mortgage Rates

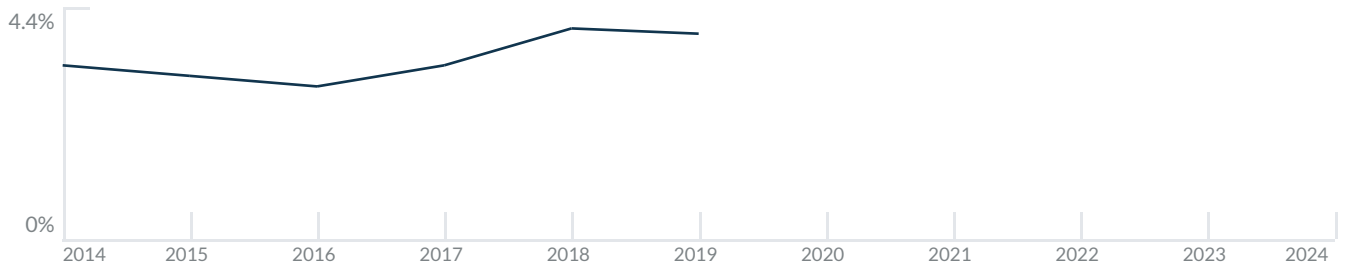
PER YEAR

Understanding mortgage economics is important when you want to buy with a loan. Below is the historical yearly average mortgage rates in the Unites States retrieved from Freddie Mac©

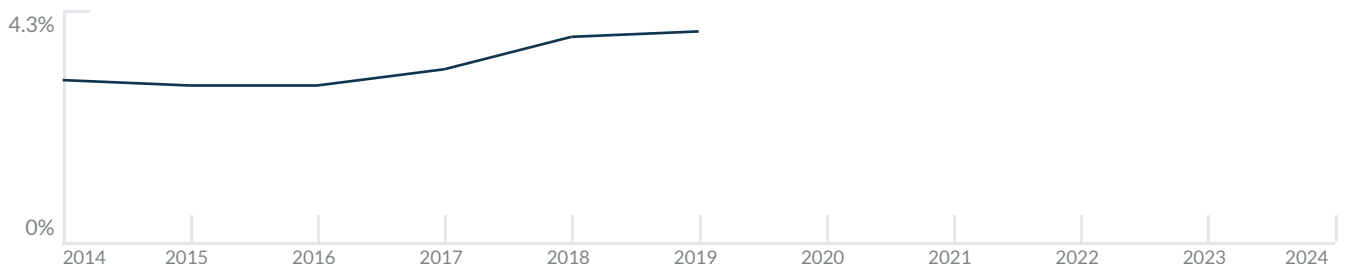
30 YEARS FIXED 4.4%



15 YEARS FIXED 3.9%



5/1-YEAR ADJUSTABLE 3.9%



# Schools

CLOSEST

Having good schools nearby is important if you have kids or plan to rent or sell your home. Ratings are retrieved from the leading independent and nonprofit GreatSchools©

ELEMENTARY SCHOOL	MIDDLE SCHOOL	HIGH SCHOOL
Alpha Charter Of Aspire Engenio Maria De Hostos Youth Leadership Charter School	World School Of The Arts	
1/10	1/10	10/10

# Insights

IN MILLECENTO BRICKELL

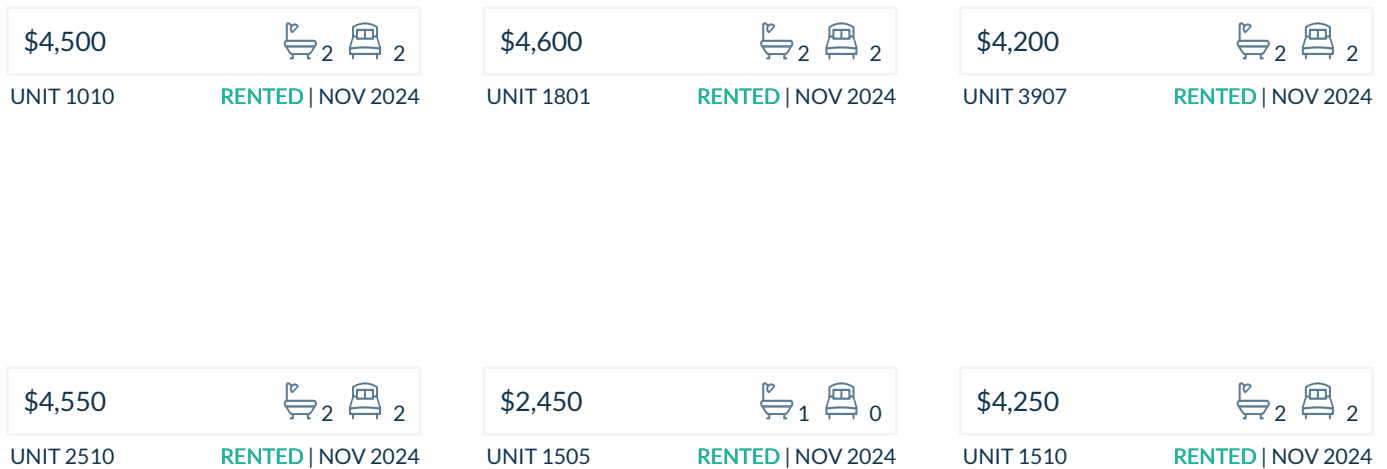
Below the average listing prices of available unit per property type.



# Activity

SOLD OR RENTED

Below the latest transactions reported by the local MLS Association for Millecento Brickell



## Sold

LAST 20 PROPERTIES SOLD IN MILLECENTO BRICKELL

Unit	Price	Beds/Baths	\$/Sqft	Sqft	Buying Date	Days on Market
3703	\$585,000	1/1	\$633.8	923	Sep 2024	79
3603	\$579,000	1/1	\$627.3	923	Aug 2024	25
3907	\$710,000	2/2	\$780.2	910	Aug 2024	208
PH42...	\$529,000	1/1	\$651.5	812	Jul 2024	169
309	\$475,000	1/1	\$617.7	769	Jun 2024	22
2604	\$660,000	2/2	\$716.6	921	May 2024	176
2704	\$615,000	2/2	\$667.8	921	Apr 2024	134
3904	\$700,000	2/2	\$760.0	921	Apr 2024	29
2408	\$530,000	1/1	\$652.7	812	Mar 2024	28
2002	\$520,000	1/1	\$592.9	877	Feb 2024	4
2902	\$574,500	1/1	\$655.1	877	Jan 2024	33
501	\$650,000	2/2	\$557.0	1,167	Dec 2023	32
2310	\$730,000	2/2	\$626.6	1,165	Nov 2023	47
2011	\$660,000	2/2	\$552.3	1,195	Oct 2023	42
1007	\$625,000	2/2	\$686.8	910	Oct 2023	192
1910	\$699,000	2/2	\$600.0	1,165	Sep 2023	310
1607	\$690,000	2/2	\$758.2	910	Sep 2023	81
2503	\$550,000	1/1	\$595.9	923	Aug 2023	8
2308	\$499,998	1/1	\$615.8	812	Jul 2023	12
2703	\$540,000	1/1	\$585.0	923	Jul 2023	23

## Rented

LAST 20 PROPERTIES RENTED IN MILLECENTO BRICKELL

Unit	Price	Beds/Baths	\$/Sqft	Sqft	Rented Date	Days on Market
1010	\$4,500	2/2	\$3.9	1,165	Nov 2024	40
1801	\$4,600	2/2	\$3.9	1,167	Nov 2024	34
3907	\$4,200	2/2	\$4.6	910	Nov 2024	28
2510	\$4,550	2/2	\$3.9	1,165	Nov 2024	56
1505	\$2,450	0/1	\$4.6	531	Nov 2024	8
1510	\$4,250	2/2	\$3.6	1,165	Nov 2024	91
2205	\$2,550	0/1	\$4.8	531	Nov 2024	62
1211	\$4,100	2/2	\$3.4	1,195	Oct 2024	98
701	\$4,100	2/2	\$3.5	1,167	Oct 2024	46
1705	\$2,650	0/1	\$4.9	540	Oct 2024	3
2210	\$4,600	2/2	\$3.9	1,165	Oct 2024	16
4103	\$3,750	1/1	N/A	N/A	Oct 2024	36
402	\$3,550	1/1	\$4.0	891	Oct 2024	204
2103	\$3,400	1/1	\$3.7	923	Oct 2024	14
2102	\$3,800	1/1	\$4.3	877	Oct 2024	137
2404	\$4,000	2/2	\$4.3	921	Oct 2024	84
3505	\$2,700	0/1	\$5.1	531	Oct 2024	22
4003	\$3,500	1/1	\$3.8	923	Sep 2024	48
3408	\$3,500	1/1	\$4.3	812	Sep 2024	2
2609	\$3,450	1/1	\$4.5	769	Sep 2024	55

## Currently Listed

---

ACTIVE LISTINGS 1/3

Unit	Price	Beds/Baths	\$/Sqft	Sqft	Listing Date	Owner
1108	\$3,400/mth	1/1	\$4.2	812	Nov 2024	N/A
1109	\$3,550/mth	1/1	\$4.6	769	Nov 2024	CLAUDIA ARN...
1209	\$2,800/mth	1/1	\$3.6	769	Nov 2024	N/A
1211	\$770,000	2/2	\$644.4	1195	Oct 2024	N/A
1411	\$5,000/mth	2/2	\$4.2	1195	Nov 2024	GREGORY O J...
1508	\$3,600/mth	1/1	\$4.4	812	Sep 2024	N/A
1509	\$3,400/mth	1/1	\$4.4	769	Sep 2024	MOISES R MIZ...
1511	\$5,300/mth	2/2	\$4.4	1195	Oct 2024	N/A
1601	\$5,000/mth	2/2	\$4.3	1167	Nov 2024	N/A
1604	\$695,000	2/2	\$754.6	921	May 2024	N/A
1607	\$699,000	2/2	\$768.1	910	Aug 2024	N/A
1702	\$3,875/mth	1/1	\$4.4	877	Sep 2024	N/A
1704	\$4,200/mth	2/2	\$4.6	921	Jul 2024	N/A
1707	\$699,000	2/2	\$768.1	910	Jul 2024	N/A
1905	\$2,950/mth	1/1	\$5.6	531	Jun 2024	N/A
1905	\$3,100/mth	0/1	\$5.8	531	Nov 2024	N/A
1911	\$4,500/mth	2/2	\$3.8	1195	Jul 2024	N/A
2007	\$685,000	2/2	\$752.7	910	Oct 2024	N/A
2105	\$3,000/mth	0/1	\$5.6	531	Nov 2024	N/A
2301	\$4,500/mth	2/2	\$3.9	1167	Nov 2024	N/A

## Currently Listed

---

ACTIVE LISTINGS 2/3

Unit	Price	Beds/Baths	\$/Sqft	Sqft	Listing Date	Owner
2407	\$749,000	2/2	\$823.1	910	Nov 2024	N/A
2602	\$3,650/mth	1/1	\$4.2	877	Oct 2024	Tango Manage...
2602	\$590,000	1/1	\$672.7	877	Nov 2024	Tango Manage...
2607	\$4,000/mth	2/2	\$4.4	910	Nov 2024	
2704	\$4,800/mth	2/2	\$5.2	921	Apr 2024	N/A
2705	\$2,500/mth	0/1	\$4.7	531	Sep 2024	MOISES VASQ...
2801	\$4,500/mth	2/2	\$3.9	1167	Jun 2024	N/A
2806	\$2,600/mth	0/1	\$4.9	530	Nov 2024	N/A
2810	\$5,500/mth	2/2	\$4.7	1165	Jul 2024	N/A
2903	\$599,000	1/1	\$613.1	977	Oct 2024	Tango Manage...
3105	\$2,950/mth	0/1	\$5.6	531	Sep 2024	N/A
3105	\$2,800/mth	0/1	\$5.3	531	Oct 2024	N/A
3105	\$2,650/mth	0/1	\$5.0	531	Nov 2024	N/A
3106	\$2,650/mth	0/1	\$5.0	530	Oct 2024	N/A
3107	\$4,000/mth	2/2	\$4.4	910	Sep 2024	N/A
3305	\$2,750/mth	0/1	\$5.2	531	Sep 2024	MAURICIO R...
3307	\$4,500/mth	2/2	\$4.9	910	Jul 2024	N/A
3506	\$2,850/mth	0/1	\$5.4	530	May 2024	GERARDO A B...
3704	\$5,250/mth	2/2	\$5.3	998	Nov 2024	N/A
3709	\$3,400/mth	1/1	\$4.4	769	Nov 2024	N/A

## Currently Listed

---

ACTIVE LISTINGS 3/3

Unit	Price	Beds/Baths	\$/Sqft	Sqft	Listing Date	Owner
3810	\$780,000	2/2	\$669.5	1165	Oct 2024	N/A
3911	\$4,300/mth	2/2	\$3.6	1195	Oct 2024	N/A
4201	\$5,450/mth	2/2	\$4.7	1167	Nov 2024	N/A