



Millecento Brickell

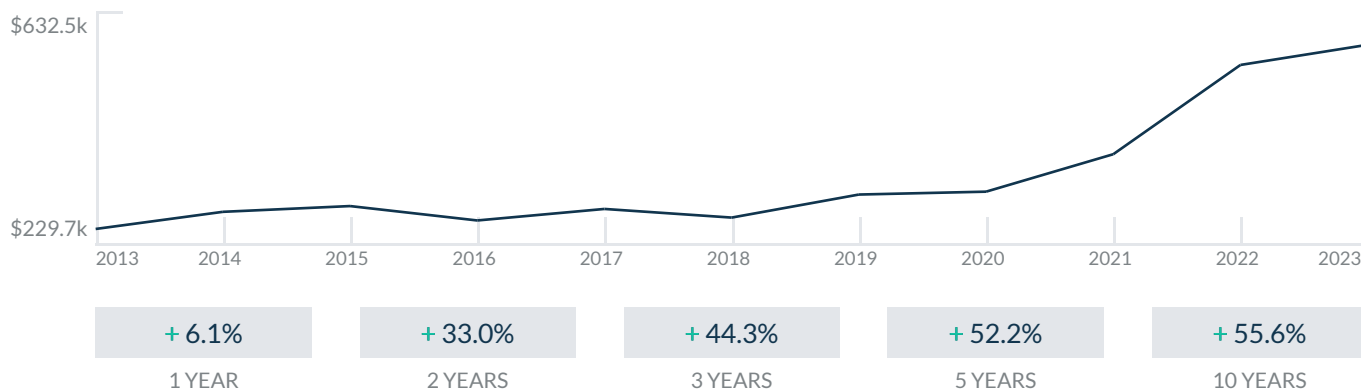
1100 S Miami Ave
Miami, FL 33130

Every month we compile this comprehensive market report focus on Millecento Brickell in this convenient and easy to read format. Our datas comes from more than six different sources including MLS Associations, County Offices and Financial Institutions. Get this report for free every month on our website millecentobrickellcondosforsale.com.

Property Stats

POSTAL CODE 33130

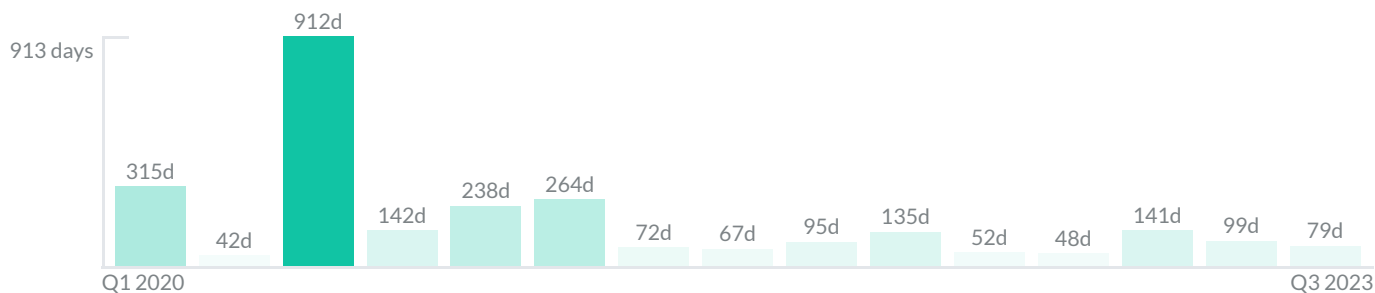
The property stats graph represents the median price evolution since ten years in your postal code area.



Similar Properties

DAYS ON THE MARKET

Everyday 3 months we monitor how many days it takes for similar properties to be sold. This is also a good indicator to know when to buy or sale!



Mortgage Rates

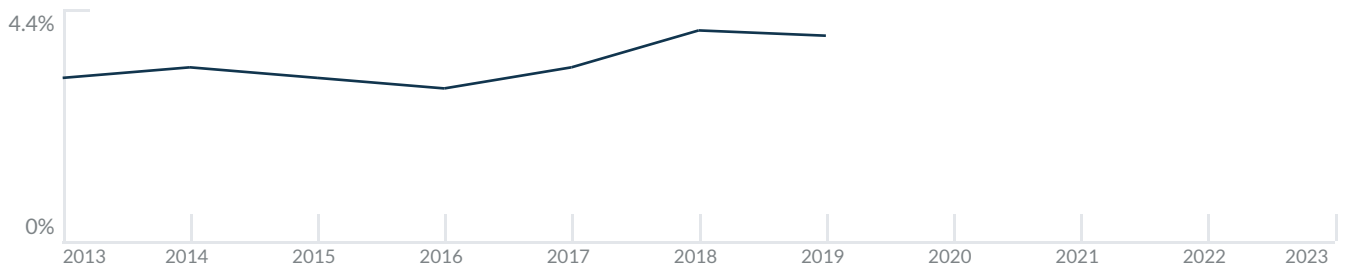
PER YEAR

Understanding mortgage economics is important when you want to buy with a loan. Below is the historical yearly average mortgage rates in the Unites States retrieved from Freddie Mac©

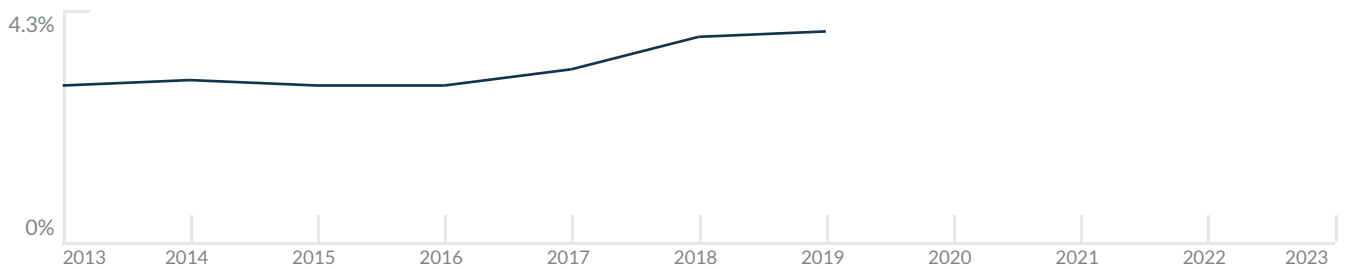
30 YEARS FIXED 4.4%



15 YEARS FIXED 3.9%



5/1-YEAR ADJUSTABLE 3.9%



Schools

CLOSEST

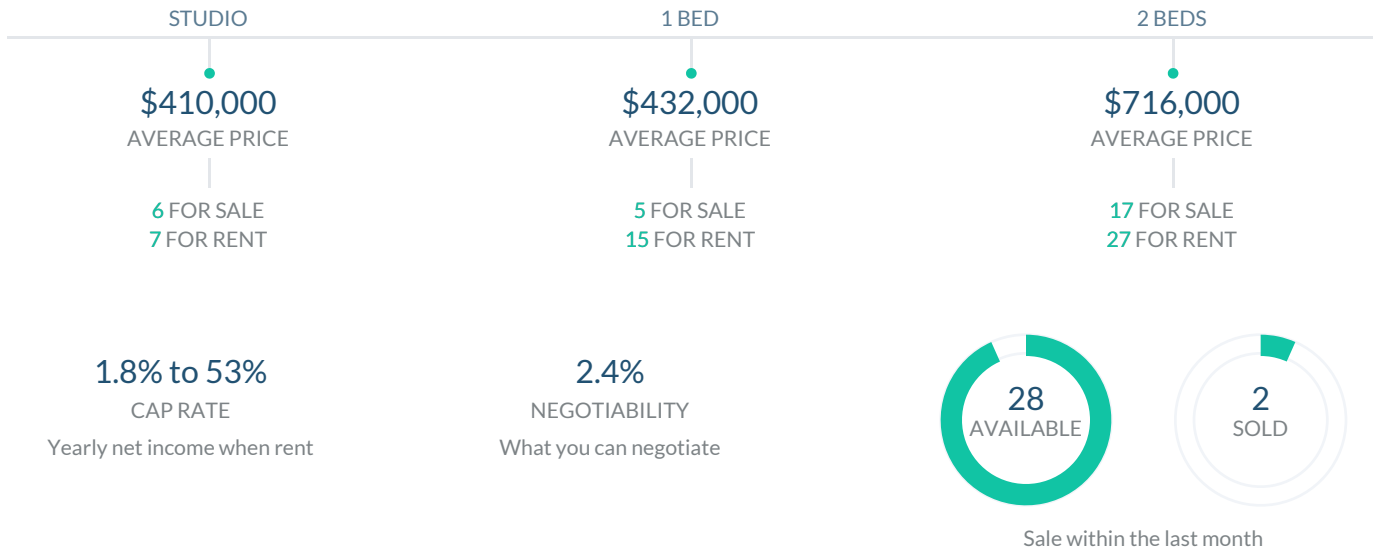
Having good schools nearby is important if you have kids or plan to rent or sell your home. Ratings are retrieved from the leading independent and nonprofit GreatSchools©

ELEMENTARY SCHOOL	MIDDLE SCHOOL	HIGH SCHOOL
Alpha Charter Of Aspire Engenio Maria De Hostos Youth Leadership Charter School	World School Of The Arts	
1/10	1/10	10/10

Insights

IN MILLECENTO BRICKELL

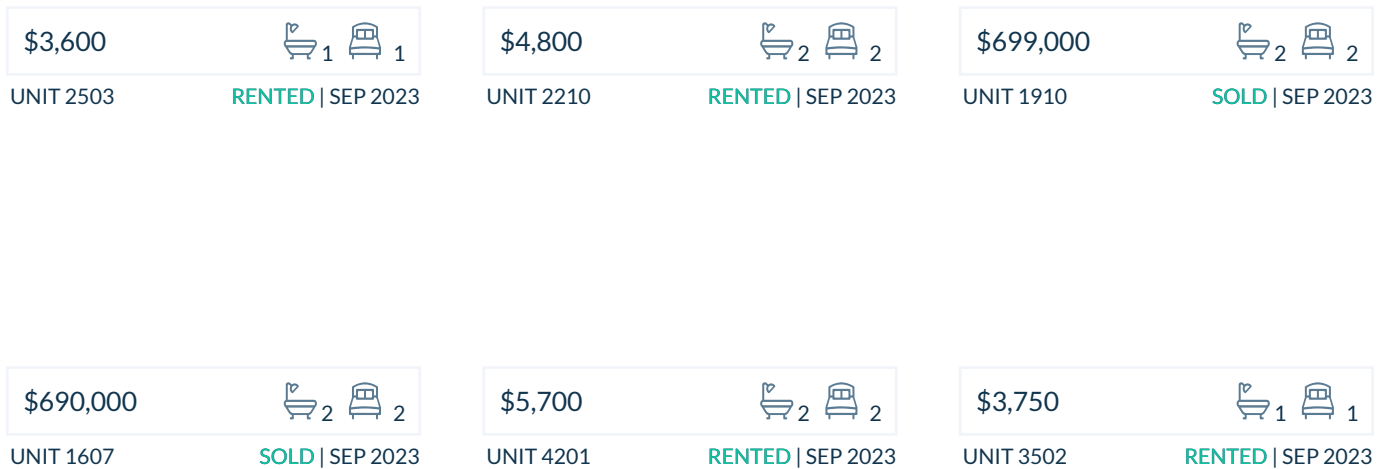
Below the average listing prices of available unit per property type.



Activity

SOLD OR RENTED

Below the latest transactions reported by the local MLS Association for Millecento Brickell



Sold

LAST 20 PROPERTIES SOLD IN MILLECENTO BRICKELL

Unit	Price	Beds/Baths	\$/Sqft	Sqft	Buying Date	Days on Market
1910	\$699,000	2/2	\$600.0	1,165	Sep 2023	310
1607	\$690,000	2/2	\$758.2	910	Sep 2023	81
2503	\$550,000	1/1	\$595.9	923	Aug 2023	8
2308	\$499,998	1/1	\$615.8	812	Jul 2023	12
2703	\$540,000	1/1	\$585.0	923	Jul 2023	23
1606	\$395,000	0/1	\$745.3	530	Jul 2023	38
4203	\$599,000	1/1	\$649.0	923	Jun 2023	67
3607	\$680,000	2/2	\$747.3	910	Jun 2023	144
4111	\$700,000	2/2	\$585.8	1,195	Jun 2023	86
2301	\$699,000	2/2	\$599.0	1,167	May 2023	8
3908	\$540,000	1/1	\$665.0	812	Apr 2023	191
3203	\$560,000	1/2	\$606.7	923	Apr 2023	188
3307	\$650,000	2/2	\$714.3	910	Apr 2023	72
311	\$760,000	2/2	\$636.0	1,195	Apr 2023	35
2305	\$385,000	0/1	\$725.0	531	Mar 2023	141
3810	\$740,000	2/2	\$635.2	1,165	Nov 2022	24
1203	\$535,000	1/1	\$579.6	923	Nov 2022	6
709	\$499,000	1/1	\$648.9	769	Oct 2022	73
610	\$690,000	2/2	\$592.3	1,165	Oct 2022	63
3201	\$677,500	2/2	\$580.5	1,167	Oct 2022	73

Rented

LAST 20 PROPERTIES RENTED IN MILLECENTO BRICKELL

Unit	Price	Beds/Baths	\$/Sqft	Sqft	Rented Date	Days on Market
2503	\$3,600	1/1	\$3.9	923	Sep 2023	17
2210	\$4,800	2/2	\$4.1	1,165	Sep 2023	32
4201	\$5,700	2/2	\$4.9	1,167	Sep 2023	46
3502	\$3,750	1/1	\$4.3	877	Sep 2023	44
3205	\$2,550	0/1	\$4.8	531	Sep 2023	12
1608	\$3,325	1/1	\$4.1	812	Sep 2023	5
2509	\$3,000	1/1	\$3.7	816	Aug 2023	24
3605	\$2,750	0/1	\$5.2	531	Aug 2023	8
1511	\$5,200	2/2	\$4.4	1,195	Aug 2023	27
1809	\$3,200	1/1	\$4.2	769	Aug 2023	7
2404	\$4,000	2/2	\$4.3	921	Aug 2023	33
1211	\$4,450	2/2	\$3.7	1,195	Aug 2023	165
3709	\$3,400	1/1	\$4.4	769	Aug 2023	12
1205	\$2,650	0/1	\$5.0	531	Aug 2023	11
1811	\$4,800	2/2	\$4.0	1,195	Aug 2023	48
1102	\$3,300	1/1	\$3.5	948	Aug 2023	6
1511	\$5,500	2/2	\$4.6	1,195	Jul 2023	70
3908	\$3,400	1/1	\$4.2	812	Jul 2023	13
1104	\$3,800	2/2	\$4.1	921	Jul 2023	160
3705	\$2,550	0/1	\$4.8	531	Jul 2023	35

Currently Listed

ACTIVE LISTINGS 1/4

Unit	Price	Beds/Baths	\$/Sqft	Sqft	Listing Date	Owner
409	\$3,300/mth	1/1	\$4.3	769	Jul 2023	N/A
501	\$5,200/mth	2/2	\$4.5	1167	May 2023	SILVIO ALBER...
501	\$765,000	2/2	\$655.5	1167	Jul 2023	SILVIO ALBER...
501	\$4,995/mth	2/2	\$4.3	1167	Sep 2023	SILVIO ALBER...
509	\$479,000	1/1	\$622.9	769	May 2023	N/A
811	\$4,995/mth	2/2	\$4.2	1195	Nov 2022	N/A
811	\$4,900/mth	2/2	\$4.1	1195	Nov 2022	N/A
1007	\$625,000	2/2	\$686.8	910	Sep 2023	N/A
1106	\$379,500	0/1	\$716.0	530	Apr 2023	N/A
1203	\$3,500/mth	1/1	\$3.8	923	Dec 2022	N/A
1206	\$2,600/mth	0/1	\$4.9	530	Jan 2023	N/A
1210	\$719,000	2/2	\$617.2	1165	May 2023	N/A
1210	\$4,600/mth	2/2	\$3.9	1165	Jul 2023	N/A
1211	\$770,000	2/2	\$644.4	1195	Sep 2023	N/A
1510	\$4,350/mth	2/2	\$3.7	1165	Aug 2023	N/A
1511	\$6,000/mth	2/2	\$5.0	1195	Jan 2023	N/A
1511	\$5,200/mth	2/2	\$4.4	1195	Sep 2023	N/A
1601	\$4,500/mth	2/2	\$3.9	1167	May 2023	N/A
1602	\$3,700/mth	1/1	\$4.2	877	Nov 2022	N/A
1602	\$3,400/mth	1/1	\$3.9	877	Jan 2023	N/A

Currently Listed

ACTIVE LISTINGS 2/4

Unit	Price	Beds/Baths	\$/Sqft	Sqft	Listing Date	Owner
1703	\$542,000	1/1	\$587.2	923	Nov 2022	N/A
1703	\$3,500/mth	1/1	\$3.8	923	Sep 2023	N/A
1707	\$699,000	2/2	\$768.1	910	Feb 2023	N/A
1711	\$5,500/mth	2/2	\$4.6	1195	Nov 2022	GERU INMOBI...
1810	\$690,000	2/2	\$592.3	1165	Feb 2023	N/A
1810	\$5,000/mth	2/2	\$4.3	1165	Nov 2022	N/A
1810	\$4,500/mth	2/2	\$3.9	1165	Feb 2023	N/A
1811	\$4,800/mth	2/2	\$4.0	1195	Feb 2023	N/A
1905	\$430,000	0/1	\$809.8	531	Nov 2022	N/A
1905	\$430,000	0/1	\$809.8	531	Jun 2023	N/A
1905	\$3,350/mth	1/1	\$6.3	531	Mar 2023	N/A
1910	\$4,600/mth	2/2	\$3.9	1165	Nov 2022	N/A
2008	\$3,490/mth	1/1	\$4.3	812	Mar 2023	GINA MANIS
2011	\$660,000	2/2	\$552.3	1195	Aug 2023	MICHAEL DA...
2105	\$3,400/mth	0/1	\$6.4	531	Sep 2023	N/A
2205	\$2,575/mth	0/1	\$4.8	531	Sep 2023	N/A
2207	\$4,000/mth	2/2	\$4.4	910	Sep 2023	N/A
2305	\$395,000	0/1	\$743.9	531	Aug 2022	N/A
2308	\$3,700/mth	1/1	\$4.6	812	Apr 2023	N/A
2308	\$3,700/mth	1/1	\$4.6	812	May 2023	N/A

Currently Listed

ACTIVE LISTINGS 3/4

Unit	Price	Beds/Baths	\$/Sqft	Sqft	Listing Date	Owner
2310	\$750,000	2/2	\$643.8	1165	Sep 2023	N/A
2311	\$5,200/mth	2/2	\$4.4	1195	Jun 2023	N/A
2311	\$5,850/mth	2/2	\$4.9	1195	Jun 2023	N/A
2401	\$729,000	2/2	\$624.7	1167	May 2023	IGNACIO SAN...
2401	\$4,400/mth	2/2	\$3.8	1167	Aug 2023	IGNACIO SAN...
2406	\$2,250/mth	0/1	\$4.2	530	Dec 2022	ADRIANA GR...
2408	\$3,700/mth	1/1	\$4.6	812	Jun 2023	N/A
2503	\$3,600/mth	1/1	\$3.9	923	Jun 2023	ZAIRA DEL VA...
2504	\$640,000	2/2	\$694.9	921	Sep 2023	ZAIRA D V D S...
2507	\$719,900	2/2	\$791.1	910	Nov 2022	N/A
2507	\$829,900	2/2	\$912.0	910	Jun 2023	N/A
2602	\$3,750/mth	1/1	\$4.3	877	Aug 2023	Tango Manage...
2604	\$4,800/mth	2/2	\$5.2	921	Nov 2022	N/A
2604	\$4,100/mth	2/2	\$4.5	921	Sep 2023	N/A
2611	\$5,000/mth	2/2	\$4.2	1195	Jun 2023	N/A
2706	\$2,700/mth	0/1	\$5.1	530	Jul 2023	ZAHRA SHARI...
2806	\$379,900	0/1	\$716.8	530	Jan 2023	N/A
2903	\$565,000	1/1	\$578.3	977	Jun 2023	Tango Manage...
2905	\$2,600/mth	0/1	\$4.9	531	Sep 2023	N/A
2908	\$3,600	1/1	\$4.4	812	Nov 2022	N/A

Currently Listed

ACTIVE LISTINGS 4/4

Unit	Price	Beds/Baths	\$/Sqft	Sqft	Listing Date	Owner
2911	\$735,000	2/2	\$615.1	1195	Nov 2022	Tango Manage...
3207	\$3,800/mth	2/2	\$4.2	910	Nov 2022	SALVATORE V...
3305	\$2,600/mth	0/1	\$4.9	531	Sep 2023	MAURICIO R...
3310	\$775,000	2/2	\$665.2	1165	Feb 2023	
3607	\$4,000/mth	2/2	\$4.4	910	May 2023	N/A
3609	\$3,275/mth	1/1	\$4.3	769	May 2023	N/A
3704	\$679,000	2/2	\$737.2	921	Jan 2023	N/A
3710	\$695,000	2/2	\$596.6	1165	Mar 2023	YUN JUNG CH...
3803	\$3,800/mth	1/1	\$4.1	923	Sep 2023	N/A
3904	\$699,000	2/2	\$759.0	921	Jan 2023	JAMES H DAV...
3904	\$4,000/mth	2/2	\$4.3	921	Mar 2023	JAMES H DAV...
3906	\$444,000	0/1	\$837.7	530	Jul 2023	MARIO VELAZ...
4002	\$570,000	1/2	\$649.9	877	Nov 2022	TOKE IBRU
4111	\$4,600/mth	2/2	\$3.8	1195	Sep 2023	HECTOR E FA...
4201	\$6,200/mth	2/2	\$5.3	1167	Mar 2023	N/A
4207	\$5,100/mth	2/2	\$5.6	910	Aug 2023	JULIO ALVAR...
4209	\$3,400/mth	1/1	\$4.4	769	Mar 2023	N/A