

# Market Report

July, 2021



## Millecento Brickell

1100 S Miami Ave  
Miami, FL 33130

Every month we compile this comprehensive market report focus on Millecento Brickell in this convenient and easy to read format. Our datas comes from more than six different sources including MLS Associations, County Offices and Financial Institutions. Get this report for free every month on our website [millecentobrickellcondosforsale.com](http://millecentobrickellcondosforsale.com).

## Property Stats

POSTAL CODE 33130

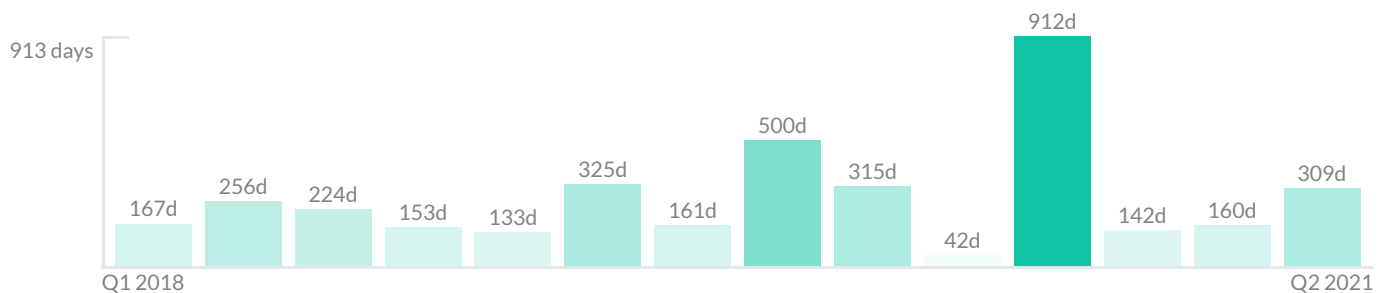
The property stats graph represents the median price evolution since ten years in your postal code area.



## Similar Properties

DAYS ON THE MARKET

Everyday 3 months we monitor how many days it takes for similar properties to be sold. This is also a good indicator to know when to buy or sale!

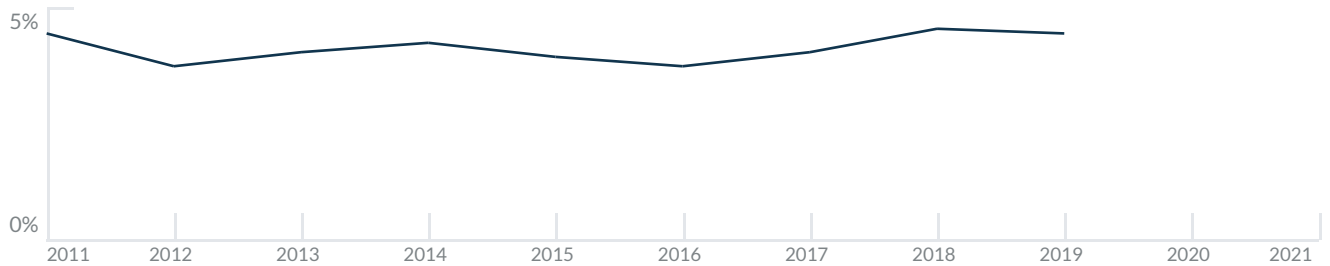


# Mortgage Rates

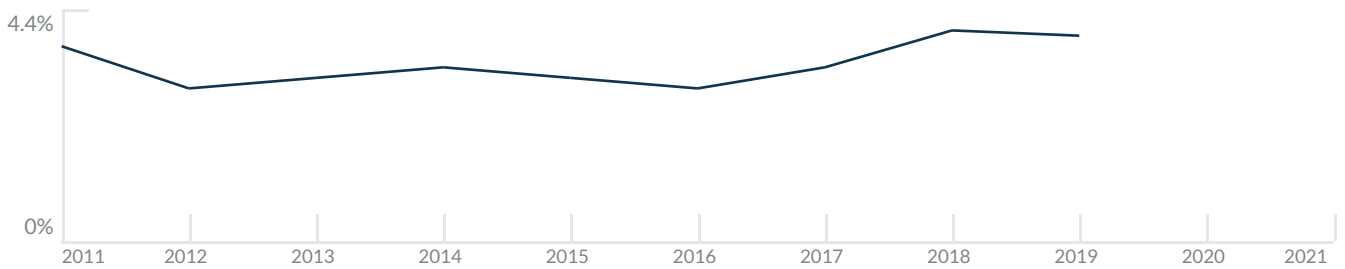
PER YEAR

Understanding mortgage economics is important when you want to buy with a loan. Below is the historical yearly average mortgage rates in the Unites States retrieved from Freddie Mac©

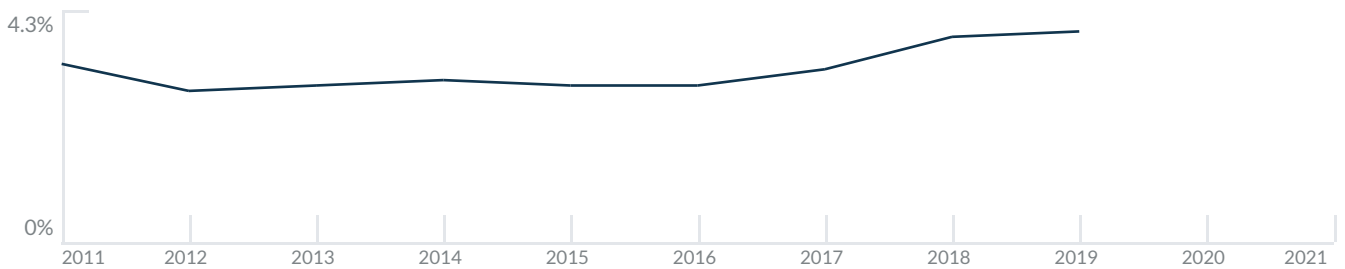
30 YEARS FIXED 4.4%



15 YEARS FIXED 3.9%



5/1-YEAR ADJUSTABLE 3.9%



# Schools

CLOSEST

Having good schools nearby is important if you have kids or plan to rent or sell your home. Ratings are retrieved from the leading independent and nonprofit GreatSchools©

ELEMENTARY SCHOOL	MIDDLE SCHOOL	HIGH SCHOOL
Alpha Charter Of Aspire For	Genio Maria De Hostos Youth Leadership Charter School	World School Of The Arts
1/10	1/10	10/10

# Insights

IN MILLECENTO BRICKELL







Below the average listing prices of available unit per property type.



# Activity

SOLD OR RENTED

Below the latest transactions reported by the local MLS Association for Millecento Brickell

 <p>\$2,750</p> <p>UNIT 2009</p> <p>RENTED   JUN 2021</p> <p>1 Bath 1 Bed</p>	 <p>\$567,000</p> <p>UNIT 3210</p> <p>SOLD   JUN 2021</p> <p>2 Bath 2 Bed</p>	 <p>\$3,800</p> <p>UNIT 3111</p> <p>RENTED   JUN 2021</p> <p>2 Bath 2 Bed</p>
 <p>\$2,500</p> <p>UNIT 2902</p> <p>RENTED   JUN 2021</p> <p>1 Bath 1 Bed</p>	 <p>\$3,400</p> <p>UNIT 510</p> <p>RENTED   JUN 2021</p> <p>2 Bath 2 Bed</p>	 <p>\$2,450</p> <p>UNIT 1909</p> <p>RENTED   JUN 2021</p> <p>1 Bath 1 Bed</p>

## Sold

LAST 20 PROPERTIES SOLD IN MILLECENTO BRICKELL

Unit	Price	Beds/Baths	\$/Sqft	Sqft	Buying Date	Days on Market
3210	\$567,000	2/2	\$486.7	1,165	Jun 2021	7
3707	\$395,000	2/2	\$434.1	910	Jun 2021	45
3803	\$389,000	1/1	\$421.5	923	May 2021	23
2505	\$295,000	0/1	\$555.6	531	May 2021	688
1406	\$259,000	0/1	\$479.6	540	May 2021	1260
3001	\$549,000	2/2	\$470.4	1,167	May 2021	15
3803	\$389,000	1/1	\$421.5	923	Apr 2021	191
1603	\$325,000	1/1	\$352.1	923	Apr 2021	239
2605	\$240,000	0/1	\$452.0	531	Mar 2021	49
2507	\$390,000	2/2	\$428.6	910	Mar 2021	138
1608	\$315,000	1/1	\$387.9	812	Mar 2021	330
2606	\$229,000	0/1	\$432.1	530	Mar 2021	89
3401	\$565,000	2/2	\$484.1	1,167	Feb 2021	207
1210	\$495,000	2/2	\$424.9	1,165	Jan 2021	146
3903	\$395,000	1/1	\$428.0	923	Dec 2020	69
3702	\$365,000	1/1	\$416.2	877	Dec 2020	11
2708	\$329,900	1/1	\$406.3	812	Dec 2020	512
1001	\$425,000	2/2	\$364.2	1,167	Dec 2020	32
3904	\$455,000	2/2	\$494.0	921	Nov 2020	50
602	\$340,000	1/1	\$381.6	891	Nov 2020	112

## Rented

LAST 20 PROPERTIES RENTED IN MILLECENTO BRICKELL

Unit	Price	Beds/Baths	\$/Sqft	Sqft	Rented Date	Days on Market
2009	\$2,750	1/1	\$3.6	769	Jun 2021	7
3111	\$3,800	2/2	\$3.2	1,195	Jun 2021	27
2902	\$2,500	1/1	\$2.9	877	Jun 2021	6
510	\$3,400	2/2	\$2.9	1,165	Jun 2021	18
1909	\$2,450	1/1	\$3.0	808	Jun 2021	2
1410	\$3,000	2/2	\$2.4	1,245	Jun 2021	5
409	\$2,100	1/1	\$2.7	769	Jun 2021	8
1902	\$2,600	1/1	\$3.0	877	Jun 2021	7
2404	\$3,100	2/2	\$3.4	921	Jun 2021	5
1505	\$1,800	0/1	\$3.4	531	May 2021	2
2409	\$2,100	1/1	\$2.6	808	Apr 2021	7
2804	\$2,500	2/2	\$2.7	921	Apr 2021	3
1907	\$3,000	2/2	\$3.3	910	Apr 2021	14
1009	\$2,300	1/1	\$3.0	769	Apr 2021	27
3811	\$3,800	2/2	\$3.2	1,195	Apr 2021	9
1104	\$2,475	2/2	\$2.7	921	Apr 2021	246
1010	\$2,850	2/2	\$2.4	1,165	Apr 2021	10
2305	\$1,650	0/1	\$3.1	531	Apr 2021	221
3207	\$2,500	2/2	\$2.7	910	Mar 2021	45
3307	\$3,000	2/2	\$3.3	910	Mar 2021	11

## Currently Listed

---

ACTIVE LISTINGS 1/2

Unit	Price	Beds/Baths	\$/Sqft	Sqft	Listing Date	Owner
609	\$350,000	1/1	\$455.1	769	Jun 2021	N/A
1008	\$365,000	1/1	\$425.4	858	Feb 2021	
1011	\$575,000	2/2	N/A	N/A	May 2021	N/A
1103	\$385,000	1/1	\$417.1	923	Apr 2021	LUCIANO GIG...
1604	\$535,000	2/1	\$580.9	921	Jun 2021	N/A
1702	\$397,000	1/1	\$452.7	877	Jun 2021	N/A
1702	\$3,500/mth	1/1	\$4.0	877	Jun 2021	N/A
1704	\$550,000	2/2	\$597.2	921	Apr 2021	N/A
1707	\$459,000	2/2	\$504.4	910	Jun 2021	N/A
1711	\$570,000	2/2	\$477.0	1195	Jun 2021	GERU INMOBI...
1905	\$297,000	0/1	\$559.3	531	May 2021	N/A
2503	\$3,000/mth	1/1	N/A	N/A	Jun 2021	ZAIRA DEL VA...
2508	\$380,000	1/1	\$468.0	812	Jun 2021	N/A
2510	\$4,700/mth	2/2	\$4.0	1165	Jun 2021	N/A
2601	\$799,000	2/2	\$684.7	1167	Jun 2021	FABIO ACERBI
2604	\$535,000	2/2	\$580.9	921	Jun 2021	N/A
2801	\$600,000	2/2	\$514.1	1167	Apr 2021	N/A
2810	\$580,000	2/2	\$497.9	1165	Jun 2021	N/A
2905	\$2,150/mth	0/1	\$4.0	531	Jun 2021	N/A
2907	\$485,000	2/2	\$533.0	910	Jun 2021	CARMINE TE...

## Currently Listed

---

ACTIVE LISTINGS 2/2

Unit	Price	Beds/Baths	\$/Sqft	Sqft	Listing Date	Owner
3108	\$340,000	1/1	\$418.7	812	Jun 2021	N/A
3111	\$619,000	2/2	\$518.0	1195	Jun 2021	N/A
3302	\$3,200/mth	1/1	\$3.6	877	Jun 2021	N/A
3406	\$320,000	0/1	\$603.8	530	May 2021	
3409	\$425,000	1/1	\$552.7	769	May 2021	
3411	\$599,900	2/2	\$472.4	1270	Apr 2021	N/A
3607	\$510,000	2/2	\$560.4	910	Jun 2021	N/A