

Market Report

May, 2021



Millecento Brickell

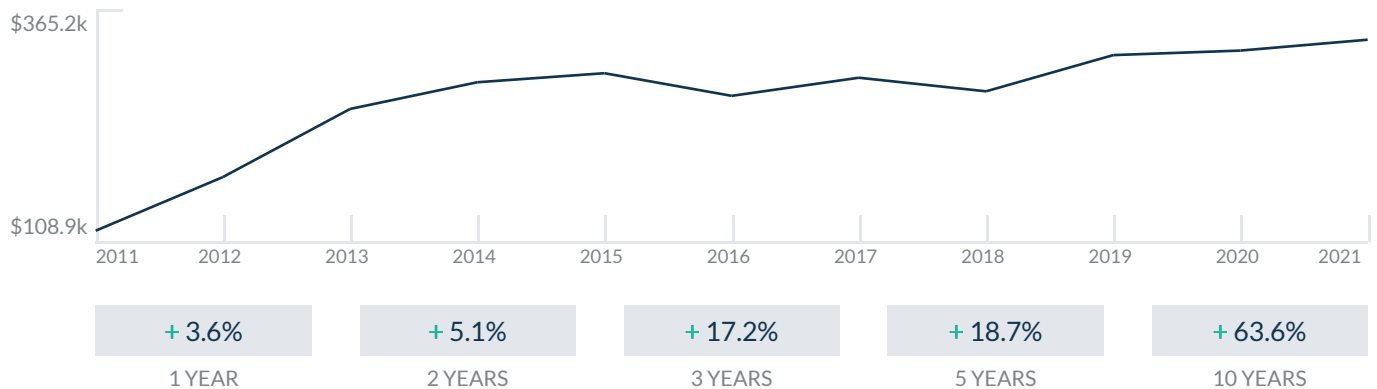
1100 S Miami Ave
Miami, FL 33130

Every month we compile this comprehensive market report focus on Millecento Brickell in this convenient and easy to read format. Our datas comes from more than six different sources including MLS Associations, County Offices and Financial Institutions. Get this report for free every month on our website millecentobrickellcondosforsale.com.

Property Stats

POSTAL CODE 33130

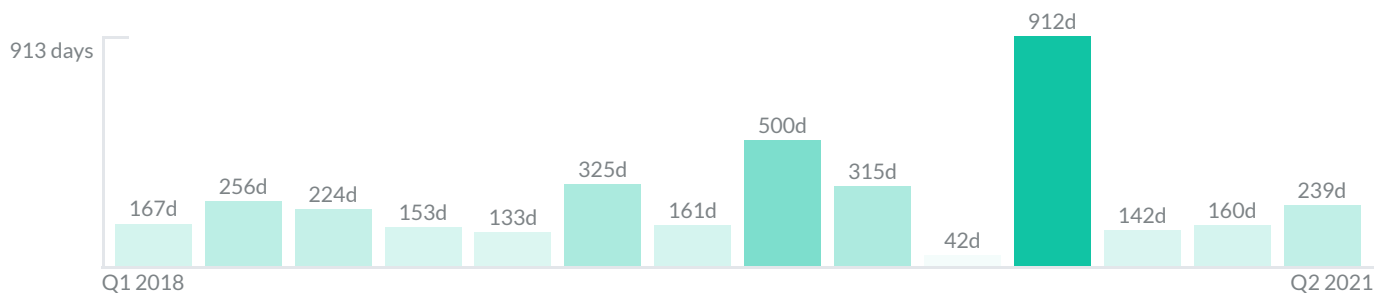
The property stats graph represents the median price evolution since ten years in your postal code area.



Similar Properties

DAYS ON THE MARKET

Everyday 3 months we monitor how many days it takes for similar properties to be sold. This is also a good indicator to know when to buy or sale!



Mortgage Rates

PER YEAR

Understanding mortgage economics is important when you want to buy with a loan. Below is the historical yearly average mortgage rates in the Unites States retrieved from Freddie Mac©

30 YEARS FIXED 4.4%



15 YEARS FIXED 3.9%



5/1-YEAR ADJUSTABLE 3.9%



Schools

CLOSEST

Having good schools nearby is important if you have kids or plan to rent or sell your home. Ratings are retrieved from the leading independent and nonprofit GreatSchools©

ELEMENTARY SCHOOL	MIDDLE SCHOOL	HIGH SCHOOL
Alpha Charter Of Aspire Engenio Maria De Hostos Youth Leadership Charter School	World School Of The Arts	
1/10	1/10	10/10

Insights

IN MILLECENTO BRICKELL







Below the average listing prices of available unit per property type.



Activity

SOLD OR RENTED

Below the latest transactions reported by the local MLS Association for Millecento Brickell

 <p>\$3,000 UNIT 1907 RENTED APR 2021 2 Bath 2 Bed</p>	 <p>\$3,800 UNIT 3811 RENTED APR 2021 2 Bath 2 Bed</p>	 <p>\$325,000 UNIT 1603 SOLD APR 2021 1 Bath 1 Bed</p>
 <p>\$2,475 UNIT 1104 RENTED APR 2021 2 Bath 2 Bed</p>	 <p>\$2,850 UNIT 1010 RENTED APR 2021 2 Bath 2 Bed</p>	 <p>\$1,650 UNIT 2305 RENTED APR 2021 1 Bath 0 Bed</p>

Sold

LAST 20 PROPERTIES SOLD IN MILLECENTO BRICKELL

Unit	Price	Beds/Baths	\$/Sqft	Sqft	Buying Date	Days on Market
1603	\$325,000	1/1	\$352.1	923	Apr 2021	239
2605	\$240,000	0/1	\$452.0	531	Mar 2021	49
2507	\$390,000	2/2	\$428.6	910	Mar 2021	138
1608	\$315,000	1/1	\$387.9	812	Mar 2021	330
2606	\$229,000	0/1	\$432.1	530	Mar 2021	89
3401	\$565,000	2/2	\$484.1	1,167	Feb 2021	207
1210	\$495,000	2/2	\$424.9	1,165	Jan 2021	146
3903	\$395,000	1/1	\$428.0	923	Dec 2020	69
3702	\$365,000	1/1	\$416.2	877	Dec 2020	11
2708	\$329,900	1/1	\$406.3	812	Dec 2020	512
1001	\$425,000	2/2	\$364.2	1,167	Dec 2020	32
3904	\$455,000	2/2	\$494.0	921	Nov 2020	50
602	\$340,000	1/1	\$381.6	891	Nov 2020	112
2506	\$240,000	0/1	\$452.8	530	Nov 2020	206
2803	\$369,000	1/2	\$377.7	977	Sep 2020	1989
2502	\$359,900	1/1	\$410.4	877	Sep 2020	1989
3602	\$369,000	1/1	\$420.8	877	Sep 2020	515
1710	\$2,850	2/2	\$2.4	1,167	Aug 2020	37
302	\$315,000	1/1	\$349.6	901	Jul 2020	29
2207	\$2,500	2/2	\$2.7	910	Apr 2020	42

Rented

LAST 20 PROPERTIES RENTED IN MILLECENTO BRICKELL

Unit	Price	Beds/Baths	\$/Sqft	Sqft	Rented Date	Days on Market
1907	\$3,000	2/2	\$3.3	910	Apr 2021	14
3811	\$3,800	2/2	\$3.2	1,195	Apr 2021	9
1104	\$2,475	2/2	\$2.7	921	Apr 2021	246
1010	\$2,850	2/2	\$2.4	1,165	Apr 2021	10
2305	\$1,650	0/1	\$3.1	531	Apr 2021	221
3207	\$2,500	2/2	\$2.7	910	Mar 2021	45
3307	\$3,000	2/2	\$3.3	910	Mar 2021	11
3806	\$1,700	0/1	\$3.2	530	Mar 2021	31
3403	\$2,400	1/1	\$2.6	923	Mar 2021	11
2304	\$2,500	2/2	\$2.3	1,100	Feb 2021	102
2004	\$2,700	2/2	\$2.9	921	Feb 2021	135
2604	\$2,600	2/2	\$2.8	921	Feb 2021	4
2211	\$3,000	2/2	\$2.5	1,195	Feb 2021	59
811	\$3,200	2/2	\$2.7	1,195	Feb 2021	11
3404	\$2,550	2/2	\$2.8	921	Feb 2021	35
3411	\$3,000	2/2	\$2.5	1,195	Feb 2021	14
2109	\$2,200	1/1	\$2.9	769	Feb 2021	51
1804	\$2,500	2/2	\$2.7	921	Feb 2021	28
2111	\$3,000	2/2	\$2.5	1,195	Feb 2021	30
1004	\$2,200	2/2	\$2.4	921	Feb 2021	60

Currently Listed

ACTIVE LISTINGS 1/1

Unit	Price	Beds/Baths	\$/Sqft	Sqft	Listing Date	Owner
1008	\$365,000	1/1	\$425.4	858	Feb 2021	
1103	\$385,000	1/1	\$417.1	923	Apr 2021	LUCIANO GIG...
1209	\$400,000	1/1	\$520.2	769	Nov 2020	N/A
1501	\$529,000	2/2	\$453.3	1167	Apr 2021	N/A
1601	\$479,000	2/2	\$410.5	1167	Apr 2021	N/A
1704	\$550,000	2/2	\$597.2	921	Apr 2021	N/A
1808	\$335,000	1/1	\$412.6	812	Apr 2021	CARLOS ALBE...
1905	\$297,000	0/1	\$559.3	531	Apr 2021	N/A
2301	\$555,000	2/2	\$475.6	1167	Apr 2021	N/A
2505	\$270,000	0/1	\$508.5	531	Nov 2020	N/A
2508	\$350,000	1/1	\$431.0	812	Mar 2021	N/A
2801	\$600,000	2/2	\$514.1	1167	Apr 2021	N/A
3108	\$340,000	1/1	\$418.7	812	Mar 2021	N/A
3111	\$580,000	2/2	\$485.4	1195	Apr 2021	N/A
3208	\$340,000	1/1	\$418.7	812	Mar 2021	N/A
3406	\$250,000	1/1	\$471.7	530	Feb 2021	
3411	\$599,900	2/2	\$472.4	1270	Apr 2021	N/A
3707	\$395,000	2/2	\$434.1	910	Apr 2021	RUBEN SANTI...
3803	\$389,000	1/1	\$421.5	923	Apr 2021	N/A