



## Millecento Brickell

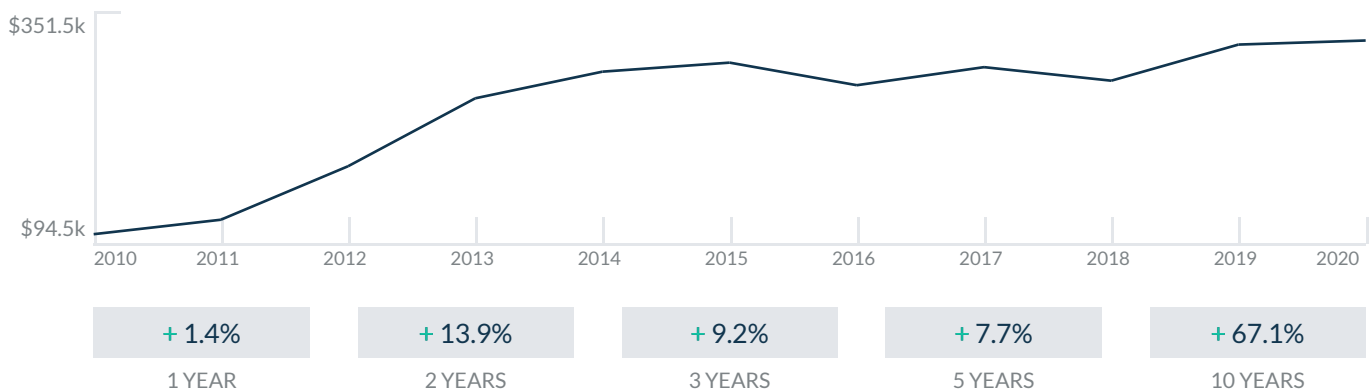
1100 S Miami Ave  
Miami, FL 33130

Every month we compile this comprehensive market report focus on Millecento Brickell in this convenient and easy to read format. Our datas comes from more than six different sources including MLS Associations, County Offices and Financial Institutions. Get this report for free every month on our website [millecentobrickellcondosforsale.com](http://millecentobrickellcondosforsale.com).

## Property Stats

POSTAL CODE 33130

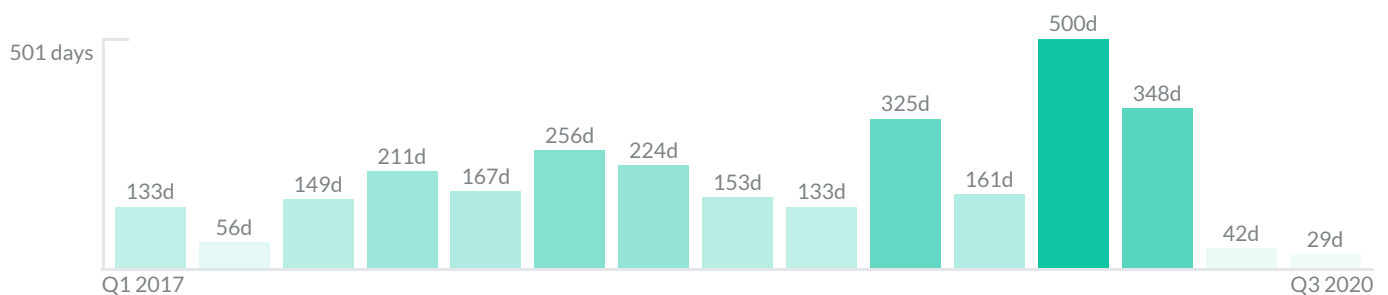
The property stats graph represents the median price evolution since ten years in your postal code area.



## Similar Properties

DAYS ON THE MARKET

Everyday 3 months we monitor how many days it takes for similar properties to be sold. This is also a good indicator to know when to buy or sale!



# Mortgage Rates

PER YEAR

Understanding mortgage economics is important when you want to buy with a loan. Below is the historical yearly average mortgage rates in the Unites States retrieved from Freddie Mac©

30 YEARS FIXED 4.4%



15 YEARS FIXED 3.9%



5/1-YEAR ADJUSTABLE 3.9%



# Schools

CLOSEST

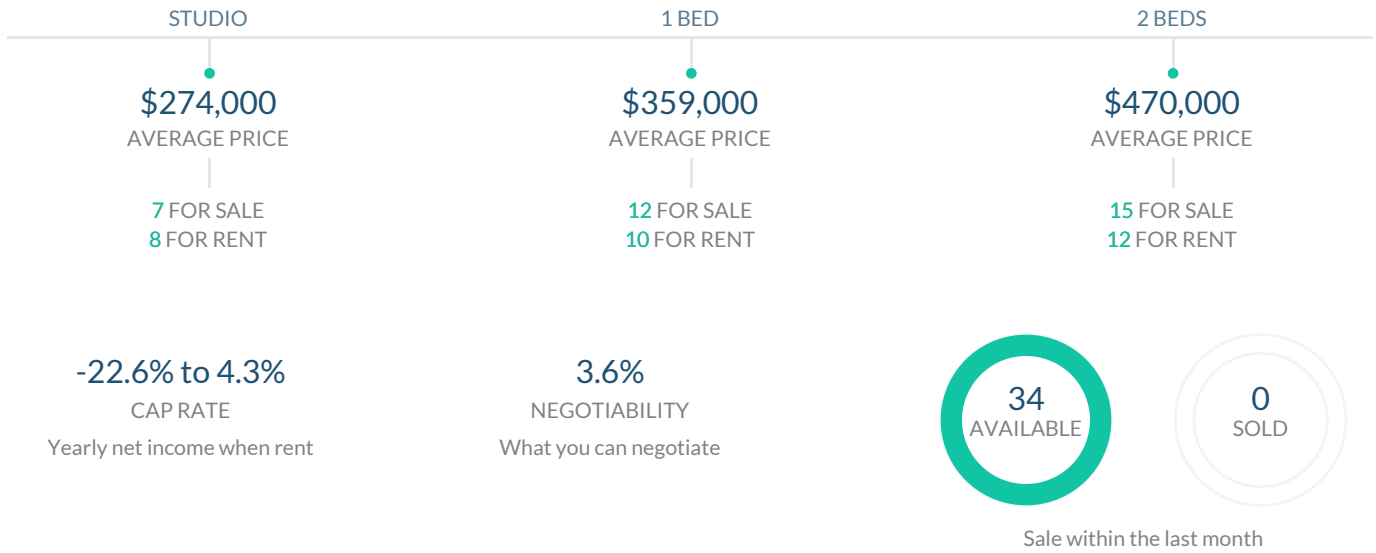
Having good schools nearby is important if you have kids or plan to rent or sell your home. Ratings are retrieved from the leading independent and nonprofit GreatSchools©

ELEMENTARY SCHOOL	MIDDLE SCHOOL	HIGH SCHOOL
Alpha Charter Of Aspire For Genio Maria De Hostos Youth Leadership Charter School	World School Of The Arts	
1/10	1/10	10/10

# Insights

IN MILLECENTO BRICKELL

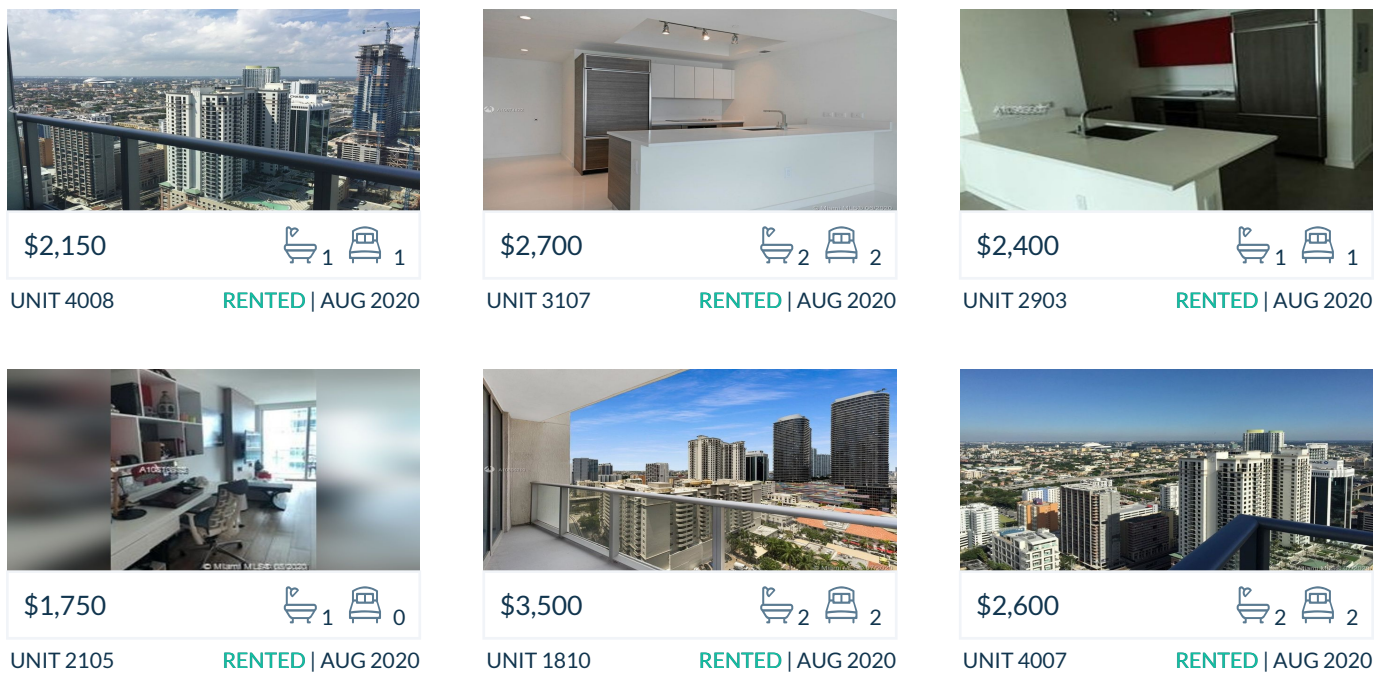
Below the average listing prices of available unit per property type.



# Activity

SOLD OR RENTED

Below the latest transactions reported by the local MLS Association for Millecento Brickell



## Sold

LAST 20 PROPERTIES SOLD IN MILLECENTO BRICKELL

Unit	Price	Beds/Baths	\$/Sqft	Sqft	Buying Date	Days on Market
302	\$315,000	1/1	\$349.6	901	Jul 2020	29
2207	\$2,500	2/2	\$2.7	910	Apr 2020	42
3908	\$339,900	1/1	\$396.2	858	Mar 2020	508
3203	\$369,000	1/2	\$377.7	977	Mar 2020	308
501	\$399,000	2/2	\$341.9	1,167	Feb 2020	121
1709	\$310,000	1/1	\$383.7	808	Feb 2020	427
1510	\$2,800	2/2	\$2.4	1,167	Feb 2020	59
3304	\$395,000	2/2	\$424.3	931	Jan 2020	930
1203	\$320,000	1/1	\$346.7	923	Jan 2020	1
3410	\$485,000	2/2	\$415.6	1,167	Jan 2020	730
2707	\$375,000	2/2	\$412.1	910	Jan 2020	51
2106	\$1,750	0/1	\$3.3	530	Dec 2019	103
2205	\$1,750	0/1	\$3.3	531	Dec 2019	78
810	\$395,000	2/2	\$338.5	1,167	Nov 2019	161
2603	\$374,900	1/1	\$383.7	977	Oct 2019	1656
2208	\$2,075	1/1	\$2.6	812	Oct 2019	28
3102	\$365,000	1/1	\$387.5	942	Oct 2019	181
2408	\$329,900	1/1	\$384.5	858	Oct 2019	1639
3307	\$389,000	2/2	\$427.5	910	Oct 2019	157
2210	\$485,000	2/2	\$389.6	1,245	Sep 2019	118

## Rented

LAST 20 PROPERTIES RENTED IN MILLECENTO BRICKELL

Unit	Price	Beds/Baths	\$/Sqft	Sqft	Rented Date	Days on Market
4008	\$2,150	1/1	\$2.7	808	Aug 2020	61
3107	\$2,700	2/2	\$3.0	910	Aug 2020	49
2903	\$2,400	1/1	\$2.6	923	Aug 2020	5
2105	\$1,750	0/1	\$3.3	531	Aug 2020	73
1810	\$3,500	2/2	\$3.0	1,165	Aug 2020	36
4007	\$2,600	2/2	\$2.8	931	Aug 2020	11
1002	\$2,500	2/1	\$2.9	877	Aug 2020	17
3706	\$1,700	0/1	\$3.2	530	Aug 2020	41
3104	\$2,700	2/2	\$2.8	950	Aug 2020	80
2706	\$1,850	0/1	\$3.5	530	Aug 2020	14
3507	\$2,800	2/2	N/A	N/A	Aug 2020	99
3506	\$1,650	0/1	\$3.1	530	Aug 2020	92
1902	\$2,450	1/1	\$2.8	877	Jul 2020	43
2602	\$2,350	1/1	\$2.5	942	Jul 2020	27
3302	\$2,400	1/1	\$2.5	942	Jul 2020	53
3011	\$3,100	2/2	\$2.6	1,195	Jul 2020	17
3607	\$2,450	2/2	\$2.7	910	Jul 2020	51
2107	\$2,500	2/2	\$2.7	910	Jul 2020	17
3707	\$2,400	2/2	\$2.6	910	Jul 2020	48
3408	\$2,250	1/1	\$2.8	812	Jul 2020	20

## Currently Listed

---

ACTIVE LISTINGS 1/4

Unit	Price	Beds/Baths	\$/Sqft	Sqft	Listing Date	Owner
310	\$465,000	2/2	\$373.5	1245	Aug 2020	N/A
509	\$295,000	1/1	\$383.6	769	Aug 2020	N/A
510	\$2,900/mth	2/2	\$2.3	1245	Jun 2020	N/A
602	\$340,000	1/1	\$360.9	942	Aug 2020	ALEJANDRO...
609	\$2,000/mth	1/1	\$2.6	769	Aug 2020	N/A
610	\$2,750/mth	2/2	\$2.4	1165	Aug 2020	HSIN HSIEH
709	\$2,100/mth	1/1	\$2.7	769	Aug 2020	
1007	\$2,600/mth	2/2	\$2.9	910	Aug 2020	N/A
1008	\$2,100/mth	1/1	\$2.4	858	Aug 2020	
1104	\$2,575/mth	2/2	\$2.6	996	Jul 2020	AMADO MAR...
1106	\$285,000	0/1	\$537.7	530	Dec 2019	N/A
1108	\$2,300/mth	1/1	\$2.8	812	Aug 2020	N/A
1201	\$3,700/mth	2/2	\$3.2	1167	Jun 2020	N/A
1204	\$415,000	2/2	\$450.6	921	Jul 2020	N/A
1207	\$2,450/mth	2/2	\$2.7	910	Aug 2020	N/A
1210	\$495,000	2/2	\$424.9	1165	Aug 2020	N/A
1406	\$1,800/mth	0/1	\$3.4	530	Aug 2020	N/A
1511	\$3,100/mth	2/2	\$2.6	1199	Jul 2020	N/A
1601	\$479,000	2/2	\$410.5	1167	Aug 2020	N/A
1603	\$360,000	1/1	\$390.0	923	Jul 2020	N/A

## Currently Listed

---

ACTIVE LISTINGS 2/4

Unit	Price	Beds/Baths	\$/Sqft	Sqft	Listing Date	Owner
1605	\$265,000	0/1	N/A	N/A	Jun 2020	N/A
1608	\$315,000	1/1	\$387.9	812	Aug 2020	N/A
1703	\$360,000	1/1	\$390.0	923	Jun 2020	N/A
1707	\$410,000	2/2	\$450.5	910	Jul 2020	N/A
1710	\$2,850	2/2	\$2.4	1167	Jul 2020	N/A
1710	\$475,000	2/2	\$381.5	1245	Aug 2020	N/A
1803	\$2,300/mth	1/1	\$2.5	923	Aug 2020	ILIANA CLAR...
1805	\$1,700/mth	0/1	N/A	N/A	Aug 2020	FREDDY ALBE...
1903	\$368,000	1/1	\$398.7	923	Aug 2020	MOISES MIZR...
1905	\$297,000	0/1	\$559.3	531	Aug 2020	N/A
2002	\$2,450/mth	1/1	\$2.8	877	Aug 2020	CARLOS J VIL...
2111	\$549,000	2/2	\$459.4	1195	Jun 2020	FARID EL BAS...
2305	\$1,800/mth	0/1	\$3.4	531	Aug 2020	N/A
2401	\$2,950/mth	2/2	\$2.5	1167	Jul 2020	IGNACIO SAN...
2403	\$2,350/mth	1/1	\$2.4	977	Aug 2020	Tango Manage...
2506	\$240,000	0/1	\$452.8	530	Aug 2020	ONOFRE ROD...
2507	\$420,000	2/2	\$461.5	910	Aug 2020	N/A
2508	\$350,000	1/1	\$431.0	812	Jul 2020	N/A
2801	\$669,000	2/2	\$573.3	1167	Aug 2020	N/A
2906	\$1,700/mth	0/1	\$2.5	685	Aug 2020	N/A

## Currently Listed

---

ACTIVE LISTINGS 3/4

Unit	Price	Beds/Baths	\$/Sqft	Sqft	Listing Date	Owner
3002	\$380,000	1/1	\$433.3	877	Aug 2020	N/A
3105	\$280,000	0/1	\$527.3	531	Jul 2020	N/A
3106	\$1,650/mth	0/1	\$2.9	578	Aug 2020	N/A
3111	\$580,000	2/2	N/A	N/A	Jul 2020	N/A
3311	\$2,850/mth	2/2	\$2.2	1270	Aug 2020	N/A
3401	\$565,000	2/2	\$484.1	1167	Aug 2020	MARIANA ELI...
3402	\$459,000	1/1	\$519.2	884	Aug 2020	RIGHT PROFE...
3406	\$280,000	1/1	\$528.3	530	Jul 2020	
3406	\$1,650/mth	0/1	\$3.1	530	Jul 2020	
3409	\$2,600/mth	1/1	\$3.4	769	Aug 2020	
3702	\$370,000	1/1	N/A	N/A	Aug 2020	RAFAEL TOH...
3710	\$3,100/mth	2/2	\$2.7	1165	Aug 2020	YUN JUNG CH...
3711	\$2,800/mth	2/2	\$2.2	1270	Aug 2020	N/A
3806	\$1,750/mth	0/1	\$3.3	530	Jul 2020	
3808	\$429,000	1/1	\$530.9	808	Aug 2020	N/A
3810	\$3,200/mth	2/2	\$2.7	1165	Aug 2020	N/A
3904	\$455,000	2/2	\$494.0	921	Aug 2020	JAMES H DAV...
3906	\$269,000	0/1	\$507.5	530	Aug 2020	MARIO VELAZ...
4102	\$2,450/mth	1/1	\$2.8	877	Jul 2020	N/A
4105	\$1,750/mth	0/1	\$3.3	531	Aug 2020	KASIM SHABI...



## Currently Listed

---

ACTIVE LISTINGS 4/4

Unit	Price	Beds/Baths	\$/Sqft	Sqft	Listing Date	Owner
4106	\$285,000	0/1	\$527.8	540	Jul 2020	SEBASTIAN RI...
4202	\$2,300/mth	1/1	\$2.6	877	Aug 2020	N/A
4204	\$475,000	2/2	\$515.7	921	Aug 2020	JOSE MANUE...
4210	\$595,000	2/2	\$510.7	1165	Jun 2020	N/A