



Millecento Brickell

1100 S Miami Ave
Miami, FL 33130

Every month we compile this comprehensive market report focus on Millecento Brickell in this convenient and easy to read format. Our datas comes from more than six different sources including MLS Associations, County Offices and Financial Institutions. Get this report for free every month on our website millecentobrickellcondosforsale.com.

Property Stats

POSTAL CODE 33130

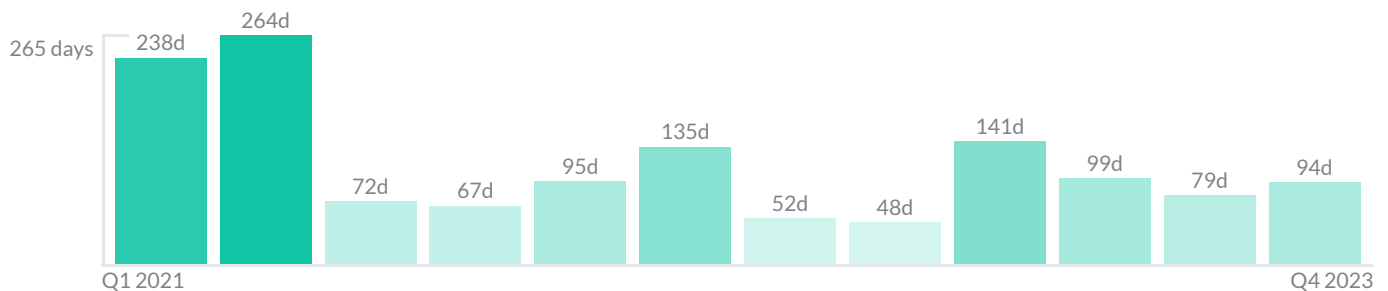
The property stats graph represents the median price evolution since ten years in your postal code area.



Similar Properties

DAYS ON THE MARKET

Everyday 3 months we monitor how many days it takes for similar properties to be sold. This is also a good indicator to know when to buy or sale!

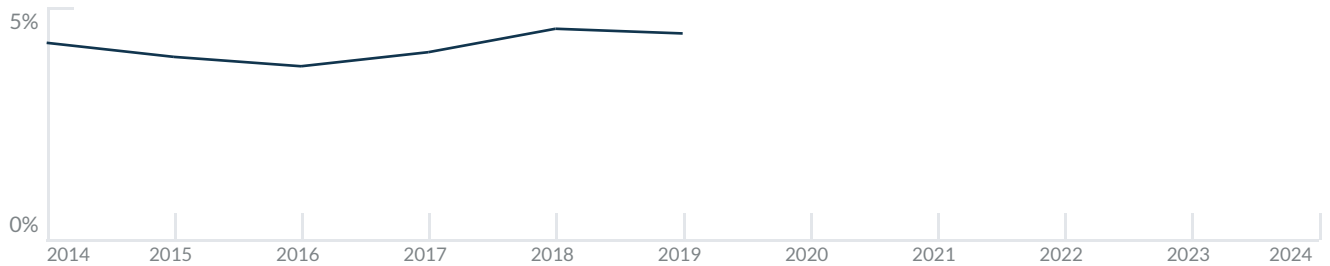


Mortgage Rates

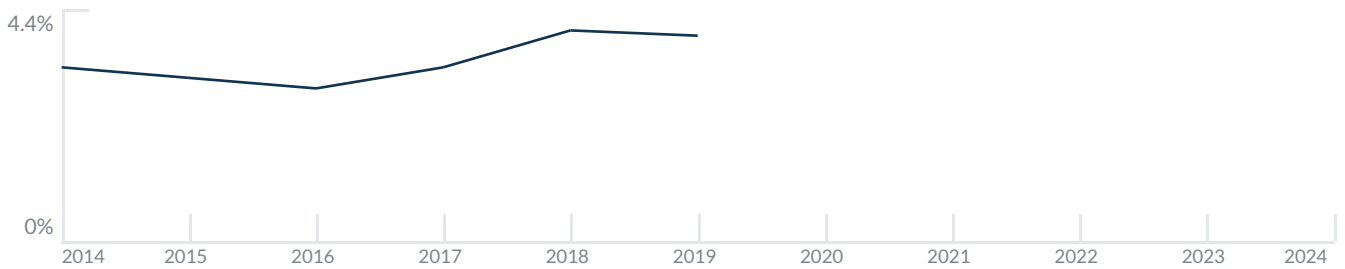
PER YEAR

Understanding mortgage economics is important when you want to buy with a loan. Below is the historical yearly average mortgage rates in the Unites States retrieved from Freddie Mac©

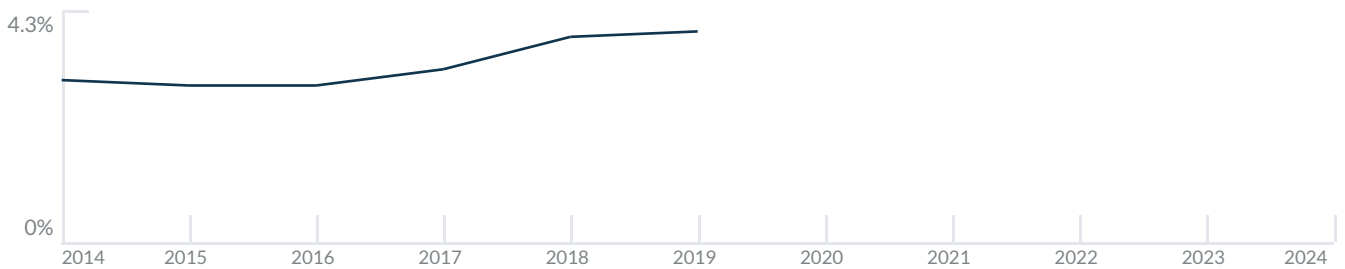
30 YEARS FIXED 4.4%



15 YEARS FIXED 3.9%



5/1-YEAR ADJUSTABLE 3.9%



Schools

CLOSEST

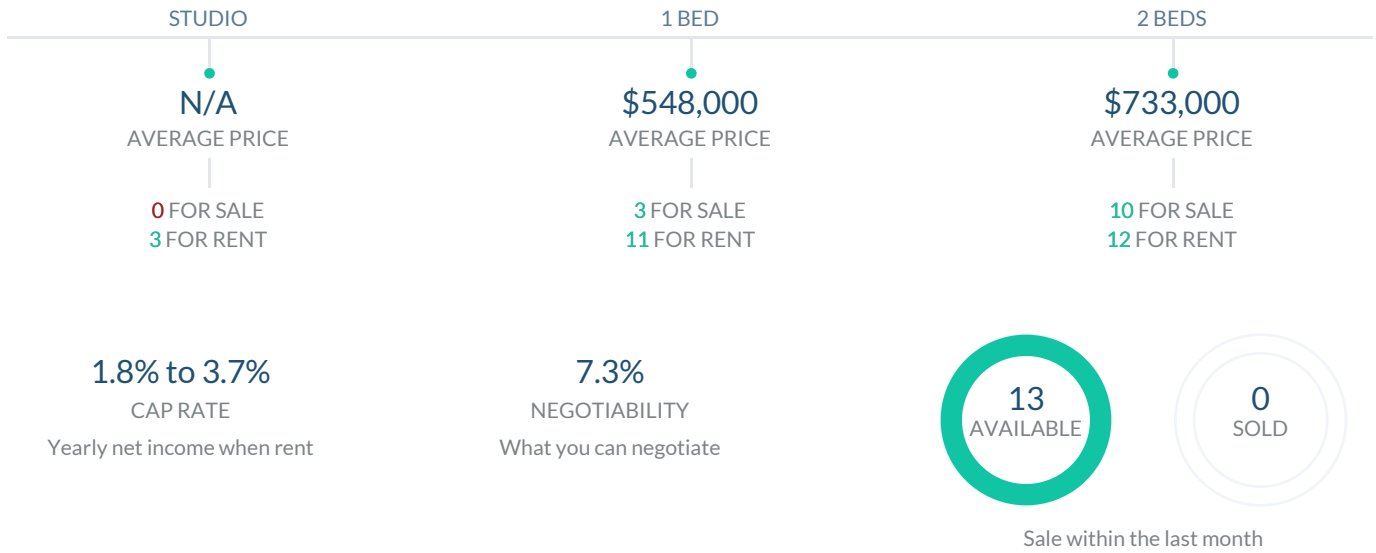
Having good schools nearby is important if you have kids or plan to rent or sell your home. Ratings are retrieved from the leading independent and nonprofit GreatSchools©

ELEMENTARY SCHOOL	MIDDLE SCHOOL	HIGH SCHOOL
Alpha Charter Of Aspire Eng	Genio Maria De Hostos Youth Leadership Charter School	World School Of The Arts
1/10	1/10	10/10

Insights

IN MILLECENTO BRICKELL

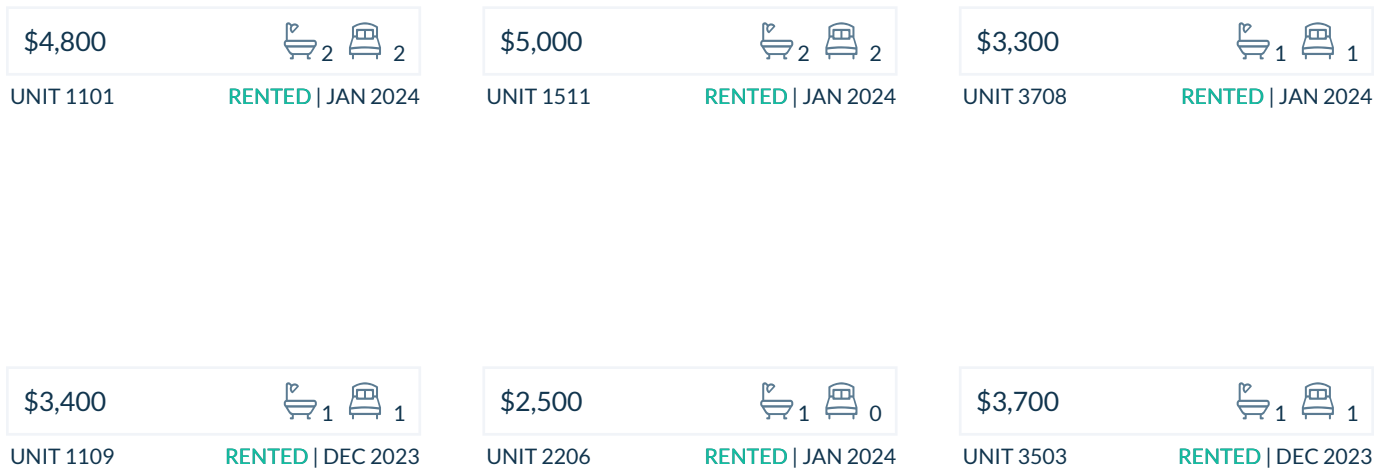
Below the average listing prices of available unit per property type.



Activity

SOLD OR RENTED

Below the latest transactions reported by the local MLS Association for Millecento Brickell



Sold

LAST 20 PROPERTIES SOLD IN MILLECENTO BRICKELL

Unit	Price	Beds/Baths	\$/Sqft	Sqft	Buying Date	Days on Market
2310	\$730,000	2/2	\$626.6	1,165	Nov 2023	47
2011	\$660,000	2/2	\$552.3	1,195	Oct 2023	42
1007	\$625,000	2/2	\$686.8	910	Oct 2023	192
1910	\$699,000	2/2	\$600.0	1,165	Sep 2023	310
1607	\$690,000	2/2	\$758.2	910	Sep 2023	81
2503	\$550,000	1/1	\$595.9	923	Aug 2023	8
2308	\$499,998	1/1	\$615.8	812	Jul 2023	12
2703	\$540,000	1/1	\$585.0	923	Jul 2023	23
1606	\$395,000	0/1	\$745.3	530	Jul 2023	38
4203	\$599,000	1/1	\$649.0	923	Jun 2023	67
3607	\$680,000	2/2	\$747.3	910	Jun 2023	144
4111	\$700,000	2/2	\$585.8	1,195	Jun 2023	86
2301	\$699,000	2/2	\$599.0	1,167	May 2023	8
3908	\$540,000	1/1	\$665.0	812	Apr 2023	191
3203	\$560,000	1/2	\$606.7	923	Apr 2023	188
3307	\$650,000	2/2	\$714.3	910	Apr 2023	72
311	\$760,000	2/2	\$636.0	1,195	Apr 2023	35
2305	\$385,000	0/1	\$725.0	531	Mar 2023	141
3810	\$740,000	2/2	\$635.2	1,165	Nov 2022	24
1203	\$535,000	1/1	\$579.6	923	Nov 2022	6

Rented

LAST 20 PROPERTIES RENTED IN MILLECENTO BRICKELL

Unit	Price	Beds/Baths	\$/Sqft	Sqft	Rented Date	Days on Market
1101	\$4,800	2/2	\$4.1	1,167	Jan 2024	79
1511	\$5,000	2/2	\$4.2	1,195	Jan 2024	33
3708	\$3,300	1/1	\$4.1	812	Jan 2024	35
1109	\$3,400	1/1	\$4.4	769	Dec 2023	41
2206	\$2,500	0/1	\$4.7	530	Dec 2023	25
3503	\$3,700	1/1	\$4.0	923	Dec 2023	13
2806	\$2,500	0/1	\$4.7	530	Dec 2023	19
2604	\$3,995	2/2	\$4.3	921	Dec 2023	72
2205	\$2,575	0/1	\$4.8	531	Dec 2023	90
1011	\$4,400	2/2	\$3.5	1,270	Dec 2023	42
1511	\$5,000	2/2	\$4.2	1,195	Dec 2023	45
1703	\$3,500	1/1	\$3.8	923	Nov 2023	45
2105	\$2,900	0/1	\$5.5	531	Nov 2023	77
702	\$3,700	1/1	\$4.2	891	Nov 2023	33
2403	\$3,700	1/1	\$4.0	923	Nov 2023	13
2602	\$3,650	1/1	\$4.2	877	Nov 2023	88
2905	\$2,600	0/1	\$4.9	531	Nov 2023	56
1511	\$5,200	2/2	\$4.4	1,195	Oct 2023	29
3907	\$4,050	2/2	\$4.5	910	Oct 2023	38
3105	\$2,750	0/1	\$5.2	531	Sep 2023	49

Currently Listed

ACTIVE LISTINGS 1/2

Unit	Price	Beds/Baths	\$/Sqft	Sqft	Listing Date	Owner
PH42...	\$549,000	1/1	\$676.1	812	Jan 2024	N/A
409	\$3,300/mth	1/1	\$4.3	769	Jul 2023	N/A
409	\$3,250/mth	1/1	\$4.2	769	Jan 2024	N/A
501	\$5,200/mth	2/2	\$4.5	1167	May 2023	SILVIO ALBER...
501	\$765,000	2/2	\$655.5	1167	Jul 2023	SILVIO ALBER...
501	\$4,500/mth	2/2	\$3.9	1167	Oct 2023	SILVIO ALBER...
802	\$3,300/mth	1/1	\$3.7	891	Jan 2024	RAFAEL CAM...
1005	\$2,600/mth	0/1	\$4.9	531	Jan 2024	REINALDO FR...
1007	\$3,950/mth	2/2	\$4.3	910	Jan 2024	N/A
1210	\$719,000	2/2	\$617.2	1165	May 2023	N/A
1211	\$770,000	2/2	\$644.4	1195	Sep 2023	N/A
1604	\$749,000	2/2	\$813.2	921	Oct 2023	N/A
1604	\$3,950/mth	2/2	\$4.3	921	Dec 2023	N/A
1707	\$699,000	2/2	\$768.1	910	Feb 2023	N/A
1711	\$5,500/mth	2/2	\$4.6	1195	Nov 2022	GERU INMOBI...
1810	\$690,000	2/2	\$592.3	1165	Feb 2023	N/A
1905	\$3,350/mth	1/1	\$6.3	531	Mar 2023	N/A
2002	\$3,400/mth	1/1	\$3.9	877	Jan 2024	CARLOS J VIL...
2008	\$3,490/mth	1/1	\$4.3	812	Mar 2023	GINA MANIS
2111	\$4,800/mth	2/2	\$3.8	1270	Jan 2024	FARID EL BAS...

Currently Listed

ACTIVE LISTINGS 2/2

Unit	Price	Beds/Baths	\$/Sqft	Sqft	Listing Date	Owner
2207	\$3,900/mth	2/2	\$4.3	910	Nov 2023	N/A
2208	\$3,300/mth	1/1	\$4.1	812	Dec 2023	N/A
2311	\$5,850/mth	2/2	\$4.9	1195	Jun 2023	N/A
2407	\$4,100/mth	2/2	\$4.1	996	Jan 2024	N/A
2408	\$530,000	1/1	\$652.7	812	Jan 2024	N/A
2503	\$3,600/mth	1/1	\$3.9	923	Jun 2023	ZAIRA DEL VA...
2604	\$709,000	2/2	\$769.8	921	Oct 2023	N/A
2903	\$565,000	1/1	\$578.3	977	Dec 2023	Tango Manage...
2911	\$735,000	2/2	\$615.1	1195	Nov 2022	Tango Manage...
3303	\$3,700/mth	1/1	\$3.8	977	Jan 2024	N/A
3305	\$2,600/mth	0/1	\$4.9	531	Sep 2023	MAURICIO R...
3310	\$775,000	2/2	\$665.2	1165	Feb 2023	
3406	\$2,700/mth	0/1	\$5.1	530	Jan 2024	
3609	\$3,275/mth	1/1	\$4.3	769	May 2023	N/A
3907	\$715,000	2/2	\$785.7	910	Jan 2024	N/A
4111	\$4,500/mth	2/2	\$3.8	1195	Oct 2023	HECTOR E FA...
4201	\$6,200/mth	2/2	\$5.3	1167	Mar 2023	N/A
4207	\$5,100/mth	2/2	\$5.6	910	Aug 2023	JULIO ALVAR...
4209	\$3,400/mth	1/1	\$4.4	769	Mar 2023	N/A